

# Cornwall Road

## Project Engagement

VIEWS	PARTICIPANTS	RESPONSES	COMMENTS	SUBSCRIBERS
427	74	939	73	76

\* Which of the following best describes how you **most often** use East Cornwall Road.

54%	I access my *home* directly from East Cornwall.	40 ✓
30%	I access my *neighborhood* directly from East Cornwall.	22 ✓
8%	I use East Cornwall to get from Kildaire Farm to Ralph.	6 ✓
7%	Other	5 ✓
1%	I use East Cornwall to get from Kildaire Farm to Tanglewood.	1 ✓

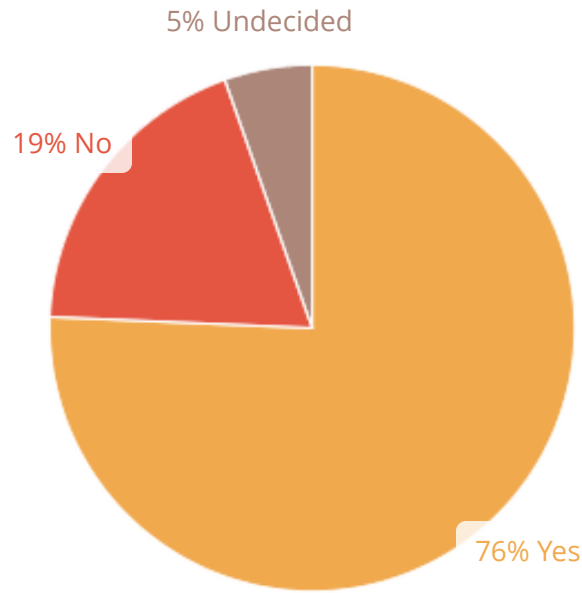
74 Respondents

\* Let us know how satisfied you are with the **current** traffic conditions in your community

Vehicle speeds	55% Dissatisfied	21% Somewhat Dissatisfied	8% Neutral	5% Somewhat Satisfied	11% Satisfied
Volume of traffic	32% Dissatisfied	26% Somewhat Dissatisfied	25% Neutral	4% Somewhat Satisfied	12% Satisfied
Pedestrian safety	36% Dissatisfied	30% Somewhat Dissatisfied	10% Neutral	10% Somewhat Satisfied	15% Satisfied
Cyclist safety	36% Dissatisfied	21% Somewhat Dissatisfied	25% Neutral	4% Somewhat Satisfied	14% Satisfied
Vehicle Safety	29% Dissatisfied	29% Somewhat Dissatisfied	22% Neutral	8% Somewhat Satisfied	12% Satisfied

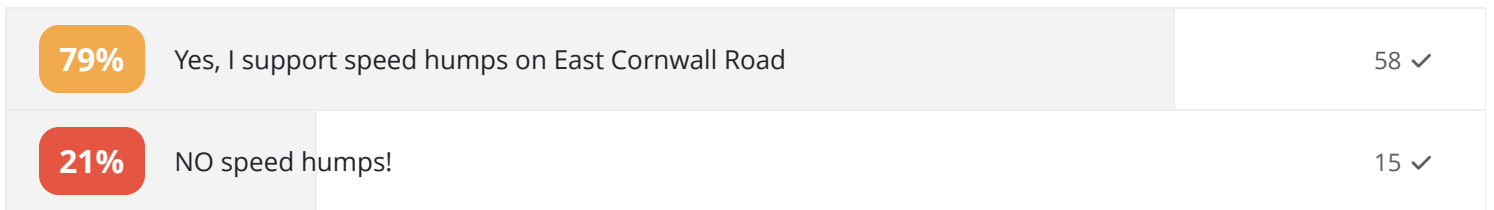
73 respondents

\* Do you think Cary should install **any** traffic calming devices along East Cornwall Road?




74 respondents

Are you at all in support of **speed humps** in your community?

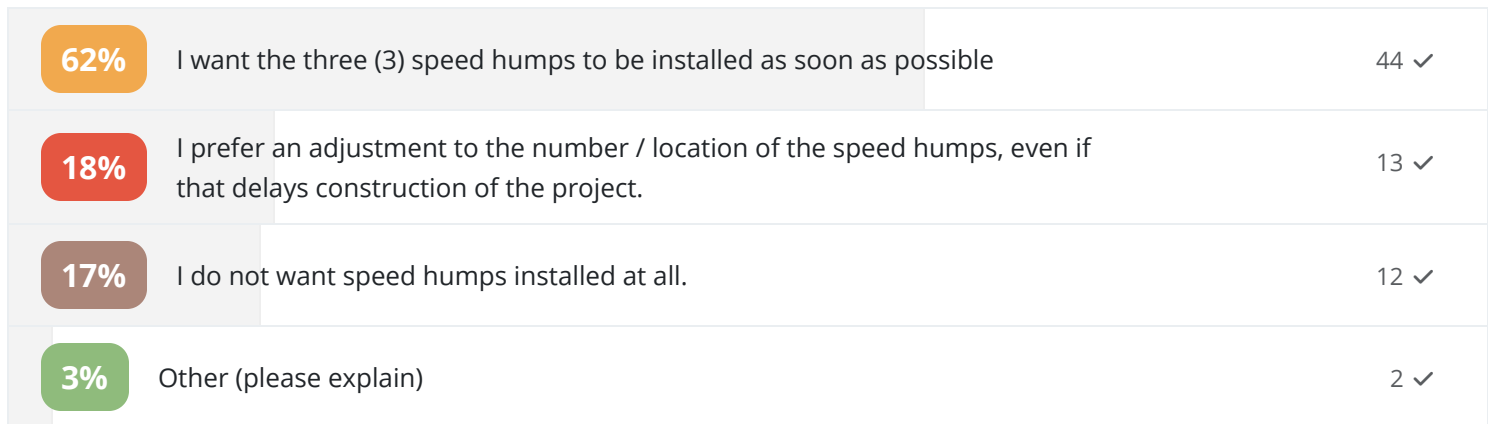


73 Respondents

\* How supportive are you of Cary staff's proposed Concept Design?

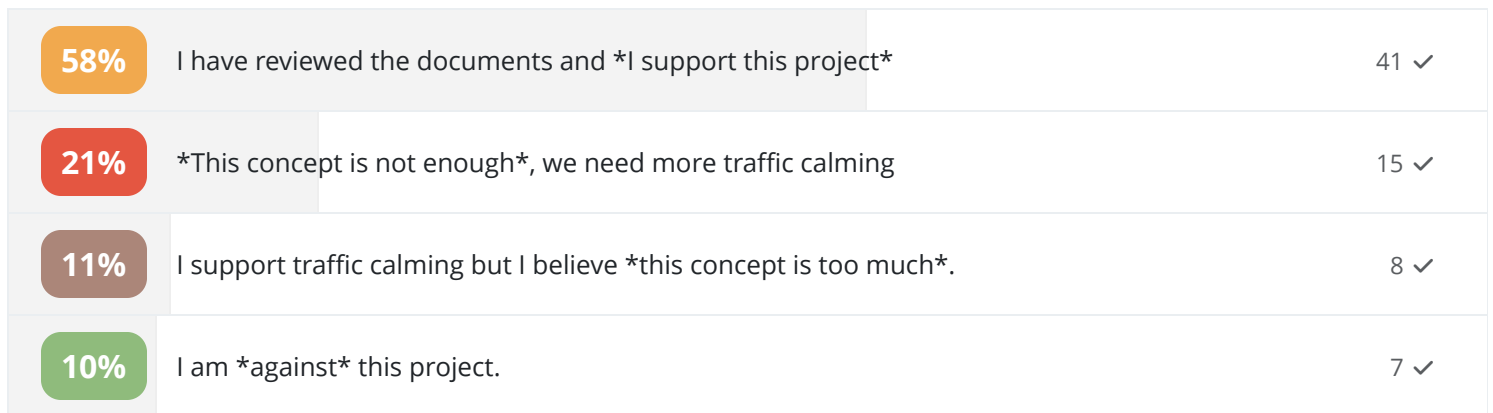


\* Which of the following best describes your thoughts on speed humps proposed for East Cornwall?



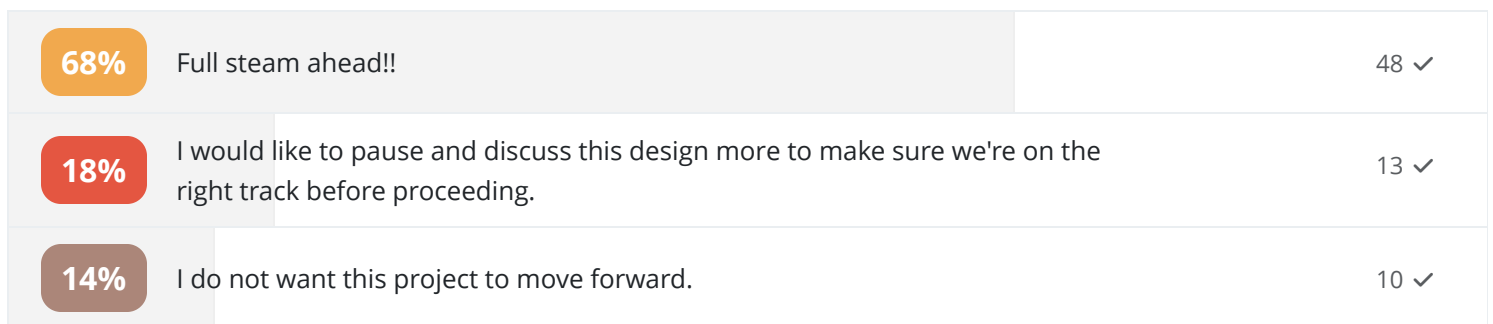
71 Respondents

\* Please describe your support (or lack thereof) for this project.



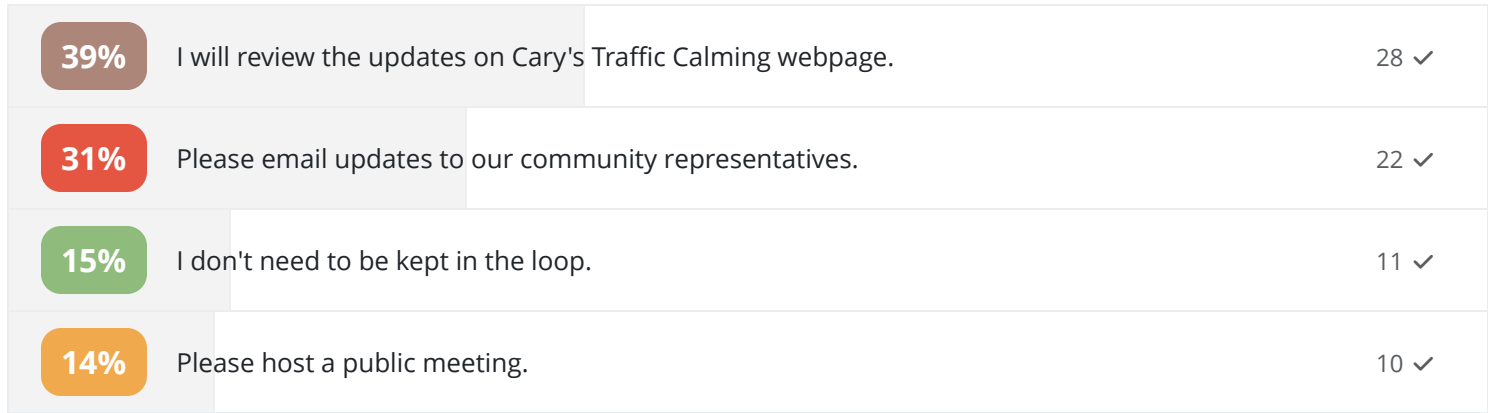
71 Respondents

\* How would you like Cary to proceed with this project?



71 Respondents

\* What additional communication on this project would you prefer?



71 Respondents