



NPB **insiders** SERIES

COMMUNITY DEVELOPMENT
Session 1





OVERVIEW

COMMUNITY DEVELOPMENT

- **Organizational Structure**
- **Department Highlights & Accomplishments**
- **Looking Ahead**
- **FY 2026 Mid-Year Budget Summary**

COMMUNITY DEVELOPMENT: BUILDING DIVISION ORGANIZATIONAL STRUCTURE



Val Perez
Building Director

Executive Assistant
1 FT
Shared with Planning & Economic Development

Permit & Licensing Coordinator
1 FT

Permit & Licensing Technician
3 FT 1 PT

Total # of Positions*:

8
FT

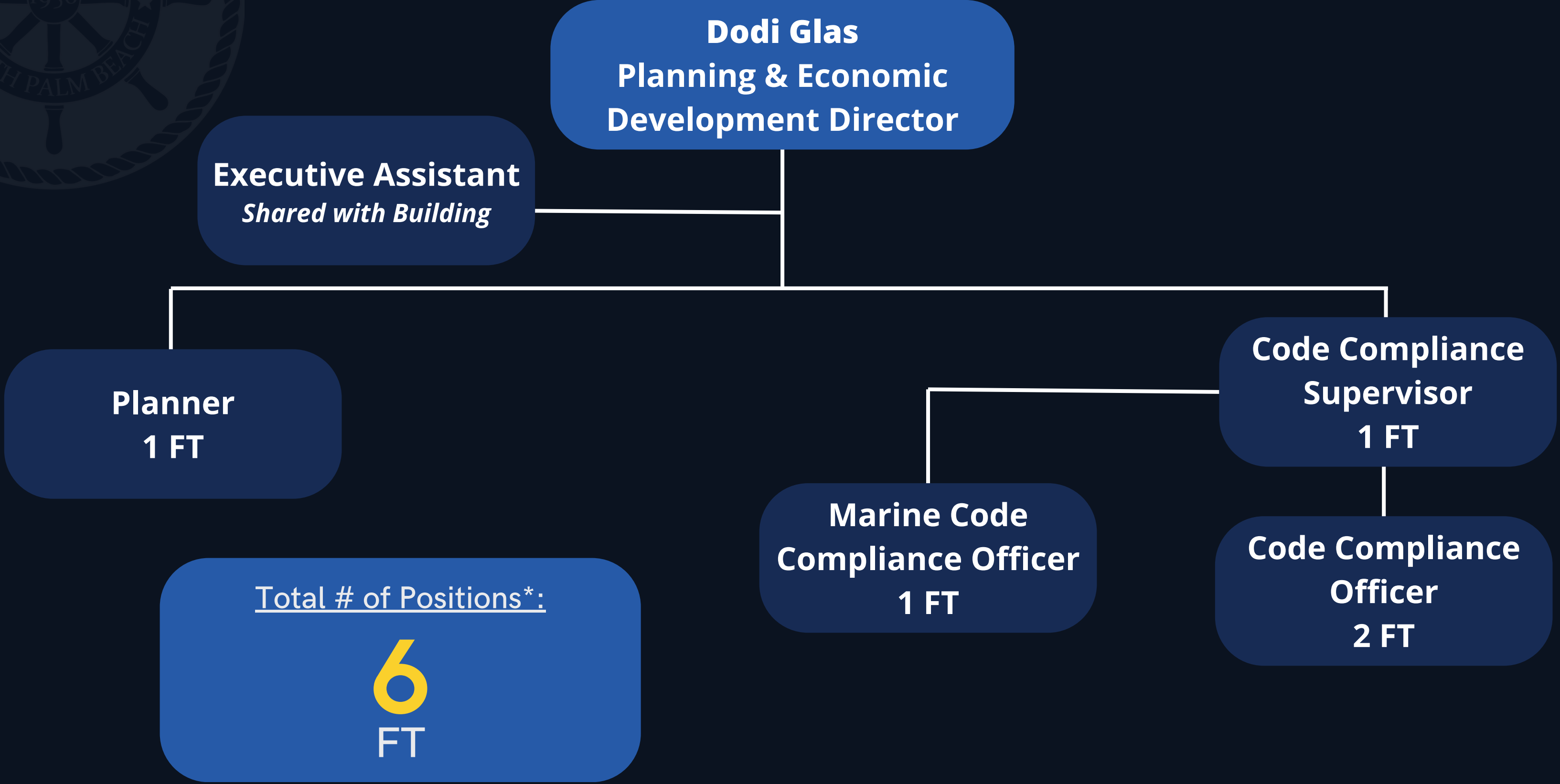
3
PT

Chief Building Inspector
1 FT

Senior Building Construction Inspector
1 FT 1PT

Building Construction Inspector
1 PT

COMMUNITY DEVELOPMENT: PLANNING & ZONING/CODE DIVISION ORGANIZATIONAL STRUCTURE





DEPARTMENT HIGHLIGHTS

NEWLY ESTABLISHED: COMMUNITY DEVELOPMENT DEPARTMENT

Department includes:


- Building Division
- Planning & Economic Development Division

And we are fully staffed!



CURRENT YEAR ACCOMPLISHMENTS



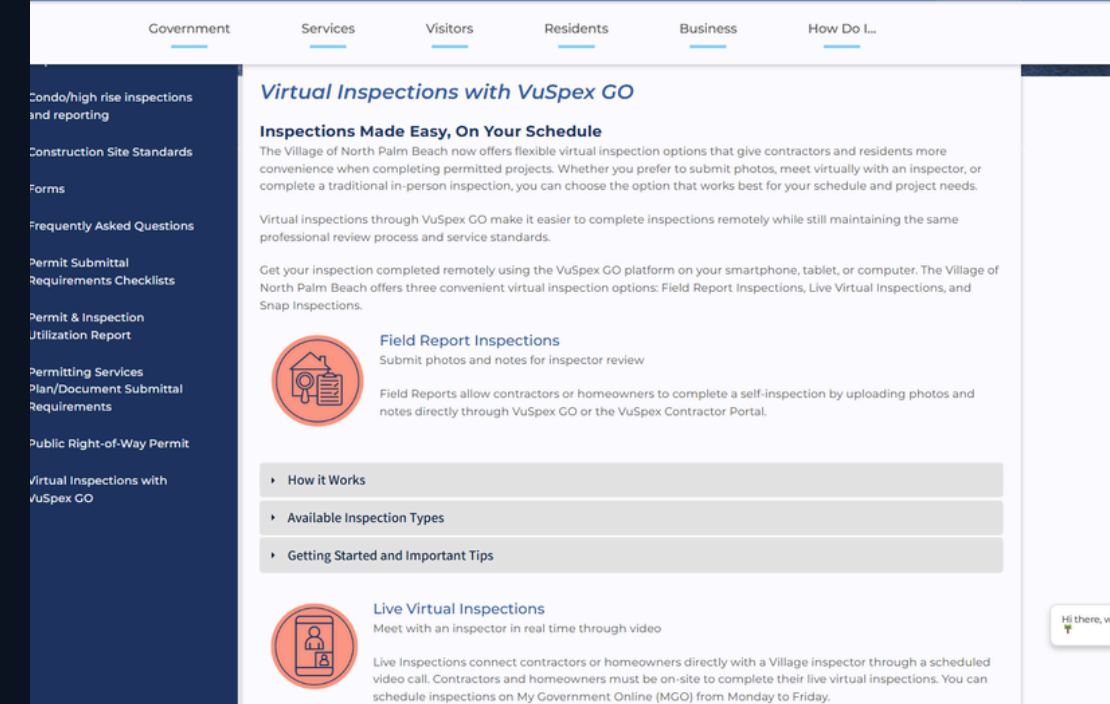
- **Online systems (MGO) refinement through implementation and user feedback for various department application processes**
- **Increased voluntary Code Compliance through the Special Magistrate process**
- **Enacted patrolling to provide proactive not just response driven Code Compliance and greater community outreach.**
- **Activated marine patrol code activities**
- **Activated efforts to address expired building permits**



CURRENT YEAR ACCOMPLISHMENTS

VIRTUAL INSPECTIONS

- The Village of North Palm Beach now offers flexible virtual inspection options through VuSpex GO, making inspections more convenient for contractors and residents while maintaining the same professional service standards.
- Residents and contractors can choose the inspection method that works best for their project:
 - Traditional In-Person Inspections
 - Field Report Inspections
 - Live Virtual Inspections
 - Snap Inspections
- Complete inspections remotely using a smartphone, tablet, or computer.



LOOKING AHEAD

- **IMPROVING SERVICE** through education and certification
 - ISO recertification is underway
 - International Accreditation Service -IAS /ICC accreditation for the Building Division continues
 - Code Officers continuing elevating and maintaining Florida Association of Code Enforcement F.A.C.E. certifications
 - Permit Technicians are all pursuing or have received their ICC Certification
 - Encourage building skill sets, through on-going educational, local learning opportunities and virtual programming



LOOKING AHEAD

FOUNDATION BUILDING

- Reviewing and Establishing stronger departmental operational and procedural practices for long term efficiency, improved customer service and record keeping
- Increasing involvement in municipal organizations and outreach through more active involvement with IPARC, Palm Beach North Chamber, and Business Development Board
- Assist actionable work of the Waterways Advisory Board, Business Advisory Board and Planning Zoning Adjustment Board.



LOOKING AHEAD

PROACTIVE responses to new State Legislative mandates on building and planning operations which trigger application and regulatory changes, as well as operational changes.

Such changes include:

- Building permitting, inspection, and fee processes
- Planning application processes and on-going policy implementation and fee structures.

FISCAL YEAR 2026 GENERAL FUND MID YEAR BUDGET SUMMARY

COMMUNITY DEVELOPMENT DEPARTMENT – BY DIVISION

Division	FY 26 Original Budget	FY 26 Revised Budget	Mid Year	Mid Year as % of Revised Budget
Building Department	\$1,535,376	\$1,535,376	\$752,725	49.03%
Code Enforcement	\$433,070	\$433,070	\$172,982	39.94%
Planning	\$567,654	\$567,654	\$142,237	25.06%
Grand Total	\$2,536,100	\$2,536,100	\$1,067,944	42.11%

FISCAL YEAR 2026 GENERAL FUND MID YEAR BUDGET SUMMARY

COMMUNITY DEVELOPMENT DEPARTMENT – BY CATEGORY

	Sum of FY 26 ORIGINAL	Sum of FY 26 REVISED	Sum of CURRENT YTD	Sum of CURRENT YTD %	Comment
Personnel Services	1,536,600.00	1,536,600.00	717,485.45	46.69%	14 Full-Time / 3 Part-Time
Operating Expenses	999,500.00	999,500.00	350,458.71	35.06%	
Books, Publications, Subscriptions &	11,000.00	11,000.00	1,588.69	14.44%	
Charge Card Fee Expense	50,000.00	50,000.00	32,303.49	64.61%	Credit Card Processing Fees
Freight & Postage Services	100	100	675.93	675.93%	Postage as needed
Investigations	25,000.00	25,000.00	0	0.00%	
Office Supplies	19,000.00	19,000.00	5,611.39	29.53%	Office / Computer Supplies
Operating Supplies	11,900.00	11,900.00	5,297.45	44.52%	Fuel / Uniforms / Maintenance Supplies
Other	200	200	1,372.33	686.17%	Licenses & Fees
Printing & Binding	2,050.00	2,050.00	561	27.37%	
Professional Services	819,200.00	819,200.00	275,221.90	33.60%	Consultant Svcs (Building / Planning / Code); Office Rent
Promotional Activities	0	0	303.91	0.00%	Employee Relations
Rentals & Leases	0	0	2,924.00	0.00%	Copier Lease
Repairs & Maintenance	15,000.00	15,000.00	0	0.00%	Repairs/maintenance as needed (refrigerator, sink repair, etc.)
Training	16,800.00	16,800.00	7,260.76	43.22%	
Travel & Per-Diem	4,000.00	4,000.00	0	0.00%	
Utility Services	25,250.00	25,250.00	17,337.86	68.66%	Phone/data
Capital Outlay	0	0	0	0.00%	
Grand Total	2,536,100.00	2,536,100.00	1,067,944.16	42.11%	

NPB  **insiders**
SERIES

THANKS!

Do you have any questions?

SCAN THE QR CODE TO
VIEW MORE PRESENTATIONS

